

Repeatedly attachable and detachable mirror like a reusable sticker

# Safe and secure, break-proof Space Mirror

Safe and secure plastic mirrors for effective use of the spaces of homes, offices and shops

## SPACE MIRROR

# Safe and secure Break-proof Mirror

Safe and secure plastic mirrors for effective use of spaces of homes, offices and shops

Repeatedly attachable and detachable mirror like a reusable sticker

**Re-attachable mirror**



At the entrance



In the kitchen



For children's room



For offices



For shops

**Break-proof & lightweight**

The impact-resistant PET resin makes the mirrors break-proof and safe. The weight is less than the half of commonly-used mirrors.

**Easy installation**

The mirrors can be attached with the adhesive tape which is repeatedly attached and detached on a smooth surface.

**Scratch-resistant**

The mirror is scratch-proof with the hardcoat and can be cleaned by the usual way for glass mirrors, such as wiping with cloth.

**attachable and detachable mirror like a reusable sticker**

For attaching the mirror more firmly, use a commercially available double-sided tape.

## Applicable to various uses! The space will be used for various purposes with your idea.

**At home...**

[Entrance]on the door, aluminum sash, shoe locker, walls, etc.  
[Kitchen]on the refrigerator, cupboard, tile surface, wall, etc.  
[Living and bed rooms]on the closet, cabinet, pillar, window, etc.


**At offices...**

On the door, aluminum sash, shoe locker, wall, steel furniture (lockers and cabinets)  
For rearview mirrors at various sites including workshops, warehouses, etc.

**At shops...**

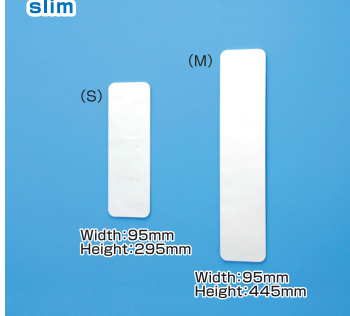
Bookstores, variety shops, clothing stores, accessory shops for looking glasses and preventing shoplifting

**normal**




(S) Width: 175mm Height: 295mm  
(M) Width: 175mm Height: 445mm  
(L) Width: 175mm Height: 595mm

**slim**



(S) Width: 95mm Height: 295mm  
(M) Width: 95mm Height: 445mm

**profiled**

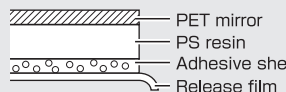


(Heart-shaped) Width: 145mm Height: 145mm  
(Star-shaped) Width: 145mm Height: 145mm

## Safe and Secure Plastic Mirrors SPACE MIRROR \*The specification and suggested retail price may be changed.




Product name	Item Code.	Suggested retail price	Size	JAN	Quantity per carton
SPACE MIRROR, normal ( S )	SM-01	¥1,700 and tax	175mm×295mm	772374	48
( M )	SM-02	¥2,400 and tax	175mm×445mm	772381	36
( L )	SM-03	¥3,000 and tax	175mm×595mm	772398	24
SPACE MIRROR, slim ( S )	SM-04	¥1,000 and tax	95mm×295mm	772404	72
( M )	SM-05	¥1,400 and tax	95mm×445mm	772411	60
SPACE MIRROR, profiled (Heart-shaped)	SM-06	¥1,000 and tax	145mm×145mm	772428	72
(Star-shaped)	SM-07	¥1,000 and tax	145mm×145mm	772435	72

**■ Cross section of the mirror**



**■ Material**  
PET film mirror  
PS resin  
Acrylate adhesive sheet

**Installation**

-  Wipe off the stain, dust and moisture on the surface where the mirror is attached. Then dry the surface enough.
-  Peel off the transparent release film on the back of the mirror.
-  Set the mirror on the surface and press the mirror by sliding a balled-up tissue without injuring your hands at the edges of the mirror.

**Surfaces for installation**

The mirror can be attached on a flat wall surface without asperities, such as glass, tiles, coated metals, plastics, plywood, and gloss-coated wood. The mirror cannot be attached on rough surfaces.

**Precautions for use**

- The hardcoated mirror surface may be damaged by hard materials such as wire wool.
- Do not contact the mirror with organic solvents such as benzene and paint thinners.
- Acidic or alkaline chemicals, such as mold removers and bleaches deteriorate or tarnish the mirror. When the mirror is stained with the chemicals, immediately wipe them off.
- Wipe off the stain on the mirror lightly with cloth moistened with a mild detergent.
- Be careful not to injure your hands at the edges of the mirror while cleaning the mirror.
- Do not expose the mirror to high temperature above 70 °C that causes the deformation of the mirror.
- For detaching the mirror from the surface, slowly remove the mirror without injuring your hands at the edges of the mirror. If the adhesive tape remains on the surface, wipe off with wet cloth.
- The adhesion strength of the adhesive tape may be decreased when wet with water.

\*Each of the "JAN codes" given in six digits in this catalogue constitutes the product code and check digit, and follows the code, 4510510 indicating the country and manufacturer codes.