

PHOTO-DISPLAY MIRROR

We recommend the PHOTO DISPLAY MIRROR for the gift to your family members, colleagues and friends on their great occasion including graduation, retirement, etc.

Your commemorative photos can be displayed in the mirror frame with impressive verses.

Congratulations on your graduation!

All Your dreams can come true,

if you have the courage to pursue them.

Even though we face the difficulties of today and tomorrow,

I still have a dream.

A problem is a chance for you to do your best.

Change before you have to.

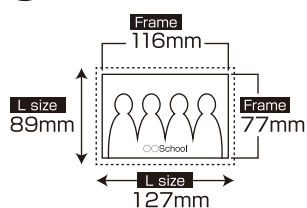


For commemorating your graduation, leave from clubs and group activities, attendance at competitions, anniversary days.....

Please refer to the instruction manual for lettering your photos.

Steps for displaying a photo

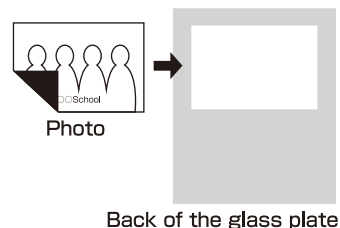
1 Print a photo



Arrange the letters within the frame (77 mm x 116 mm).

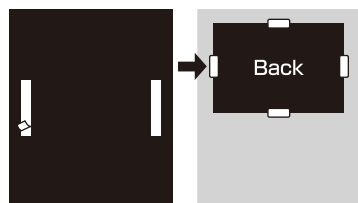
Print the photo into 89 mm x 127 mm.

2 Attach the photo on the transparent part of the mirror plate.



Attach the photo on the back of the mirror plate to fit the transparent part with the provided sticker.

3 Fix the back plate on the back of the mirror plate.



Peel off the release paper of the double-sided tapes on the back plate, and attach the back plate on the back of the mirror plate.

If you plan to change the photo in the future, do not attach the back plate with the double-sided tapes.

4 Finally fix the finished photo-display mirror on the stand.



PHOTO-DISPLAY MIRROR made in Japan

Product name	Item Code	Suggested retail price	Size	JAN	Quantity per carton	Material
PHOTO-DISPLAY MIRROR	MP-01	¥1,700 and tax	[Product] 150mm×180mm×25mm [Package] 175mm×190mm×36mm [Weight] 280g(Net weight) / 340g(Gross weight)	773555	48	[Parts] Mirror plate, back plate (PS resin), stand (PS resin)

- [Contents in the package]**
- Stand x1
 - Back plate x1
 - Four stickers to attach a photo x4
 - Instruction manual x1



PHOTO-DISPLAY MIRROR without verses for versatile use